



End of Year Survey 2020 Opinion Poll Across the Globe

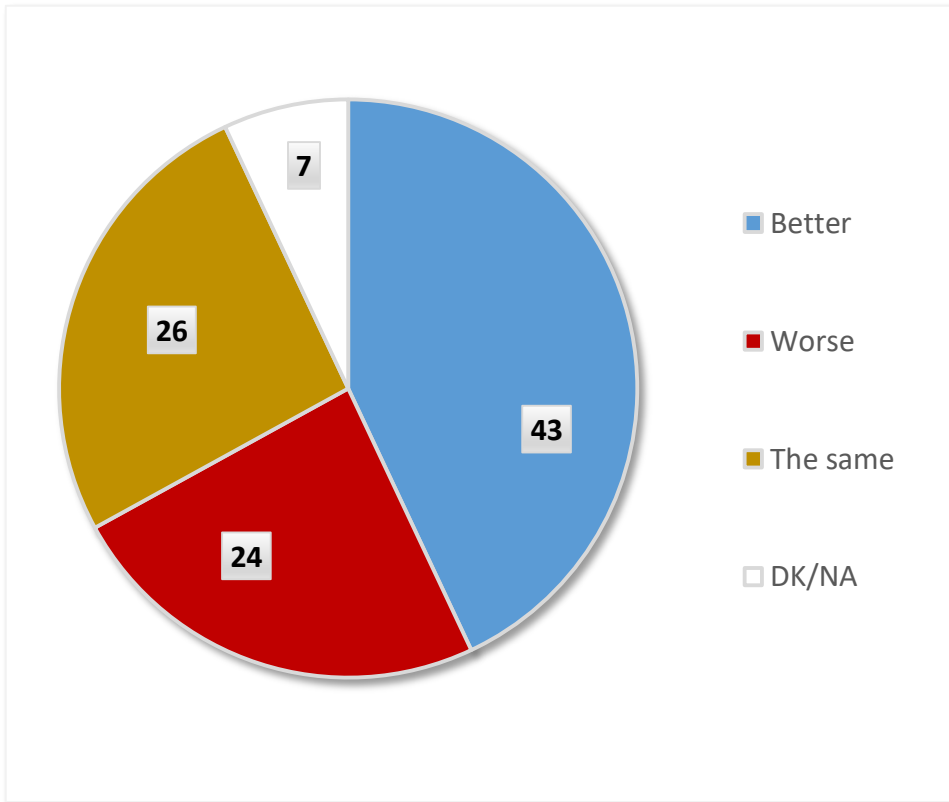
- **HOPE INDEX**
- **HAPPINESS INDEX**
- **ECONOMIC PROSPERITY**

HOPE INDEX

As far as you are concerned, do you think that 2021 will be better, worse or the same as 2020?

OPTIMISTS: 43 / PESSIMISTS: 24 / NEUTRALS: 26

GLOBAL HOPE INDEX FOR 2021: +19

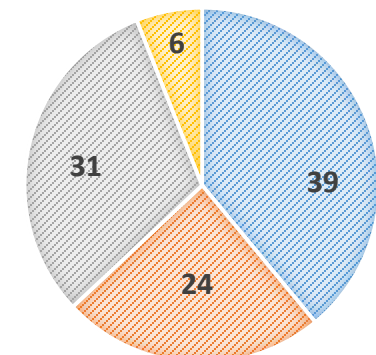


Base: GIA End of Year Survey 2020, 41 countries, total sample n=38,709 respondents

TOP 5 OPTIMISTS (Index Better vs. Worse)	TOP 5 PESSIMISTS (Index Better vs. Worse)
NIGERIA: +69	ITALY: -43
INDONESIA: +66	HONG KONG: -34
AZERBAIJAN: +65	POLAND: -32
VIETNAM: +59	BULGARIA: -29
KYRGYZSTAN: +58	REPUBLIC OF KOREA: -22

GLOBAL HOPE INDEX FOR 2020: +15
OPTIMISTS: 39 / PESSIMISTS: 24 / NEUTRALS: 31

■ Better ■ Worse ■ The same ■ DK/NA



Base: GIA End of Year Survey 2019, 50 countries, total sample n=50,261 respondents

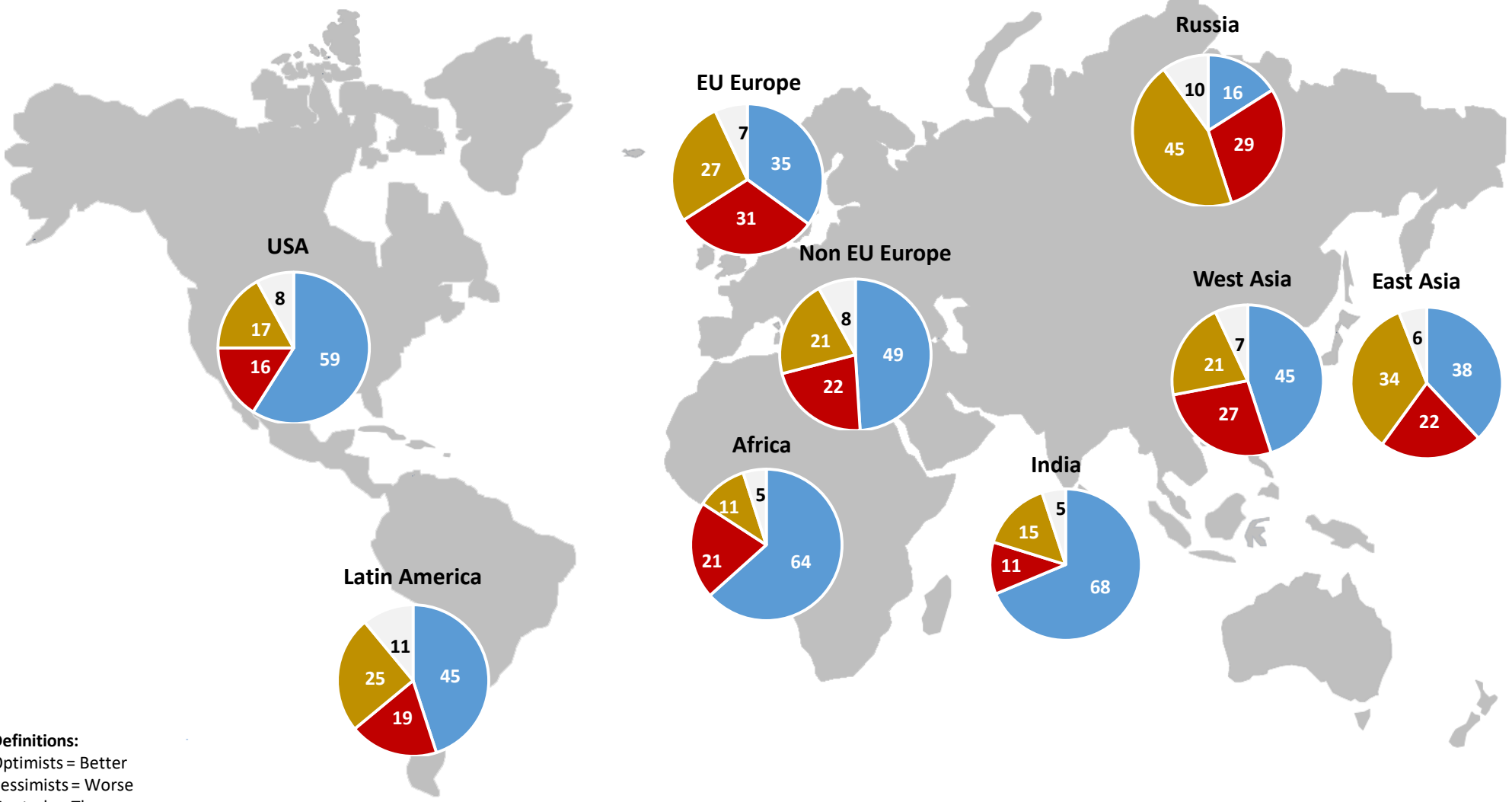
Definitions:

- Optimists = Better
- Pessimists = Worse
- Neutrals = The same



HOPE INDEX

As far as you are concerned, do you think that 2021 will be better, worse or the same as 2020?

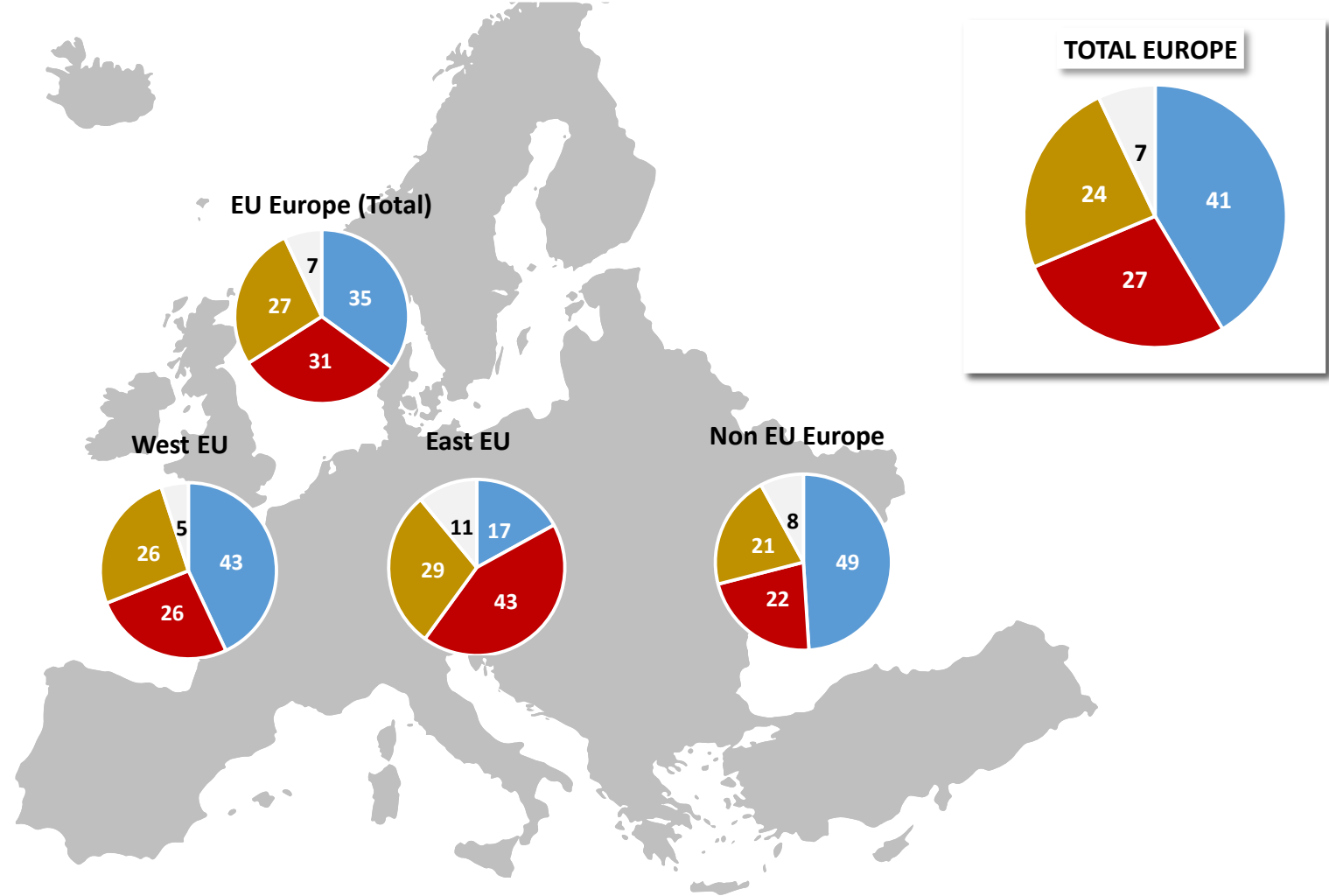


Definitions:
Optimists = Better
Pessimists = Worse
Neutrals = The same



HOPE INDEX

As far as you are concerned, do you think that 2021 will be better, worse or the same as 2020?



Definitions:
 Optimists = Better
 Pessimists = Worse
 Neutrals = The same



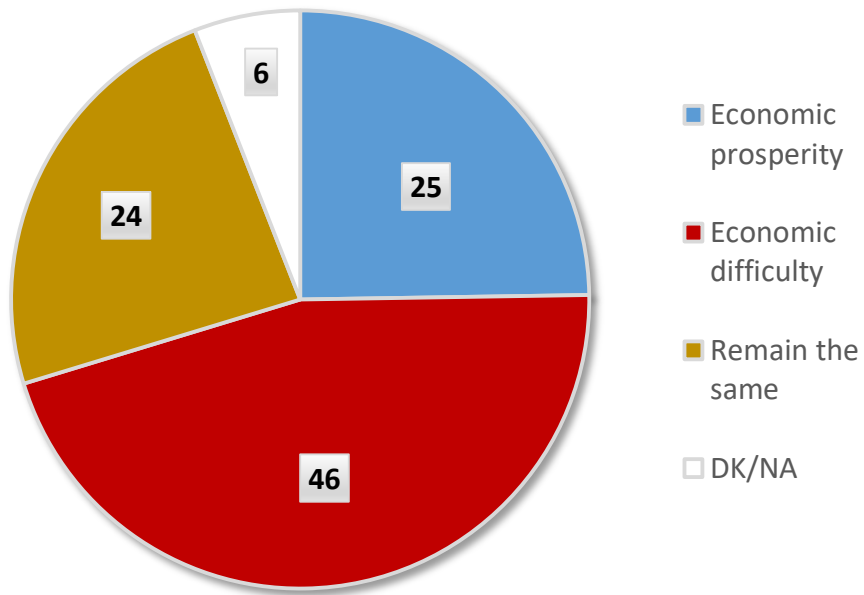
HOPE INDEX

As far as you are concerned, do you think that 2021 will be better, worse or the same as 2020?
(Countries presented in alphabetical order)

Country	Better	Worse	The same	DK/NA	HOPE INDEX	Country	Better	Worse	The same	DK/NA	HOPE INDEX
GLOBAL AVERAGE	43%	24%	26%	7%	+19	KAZAKHSTAN	56%	6%	30%	8%	+50
AFGHANISTAN	31%	38%	28%	2%	-7	KOSOVO	65%	11%	19%	5%	+54
ARGENTINA	47%	29%	15%	9%	+18	KYRGYZSTAN	67%	9%	12%	12%	+58
ARMENIA	49%	18%	11%	22%	+31	NORTH MACEDONIA	50%	26%	22%	3%	+24
AUSTRIA	48%	26%	22%	4%	+22	MALAYSIA	44%	20%	35%	1%	+24
AZERBAIJAN	73%	8%	13%	5%	+65	MEXICO	38%	17%	32%	13%	+21
BIH	50%	19%	23%	9%	+31	NIGERIA	78%	9%	7%	7%	+69
BULGARIA	16%	45%	25%	15%	-29	PAKISTAN	47%	30%	13%	10%	+17
COLOMBIA	49%	20%	29%	2%	+29	PERU	43%	9%	31%	17%	+34
CZECH REPUBLIC	20%	39%	35%	6%	-19	PHILIPPINES	52%	11%	31%	6%	+41
ECUADOR	51%	22%	21%	6%	+29	POLAND	15%	47%	26%	13%	-32
FINLAND	57%	10%	29%	5%	+47	RUSSIA	16%	29%	45%	10%	-13
GEORGIA	61%	23%	12%	4%	+38	SERBIA	23%	36%	39%	2%	-13
GERMANY	42%	22%	29%	7%	+20	REPUBLIC OF KOREA	11%	33%	54%	2%	-22
GHANA	50%	33%	15%	3%	+17	SPAIN	46%	29%	23%	2%	+17
HONG KONG	23%	57%	17%	3%	-34	SWITZERLAND	42%	25%	24%	9%	+17
INDIA	68%	11%	15%	5%	+57	THAILAND	21%	33%	43%	3%	-12
INDONESIA	72%	6%	15%	7%	+66	TURKEY	34%	37%	20%	9%	-3
IRAQ	38%	34%	27%	1%	+4	UK	53%	14%	23%	10%	+39
ITALY	13%	56%	28%	3%	-43	USA	59%	16%	17%	8%	+43
JAPAN	27%	17%	35%	21%	+10	VIETNAM	67%	8%	24%	1%	+59

ECONOMIC SITUATION

Compared to this year, in your opinion, will next year be a year of economic prosperity, economic difficulty or remain the same for your country?



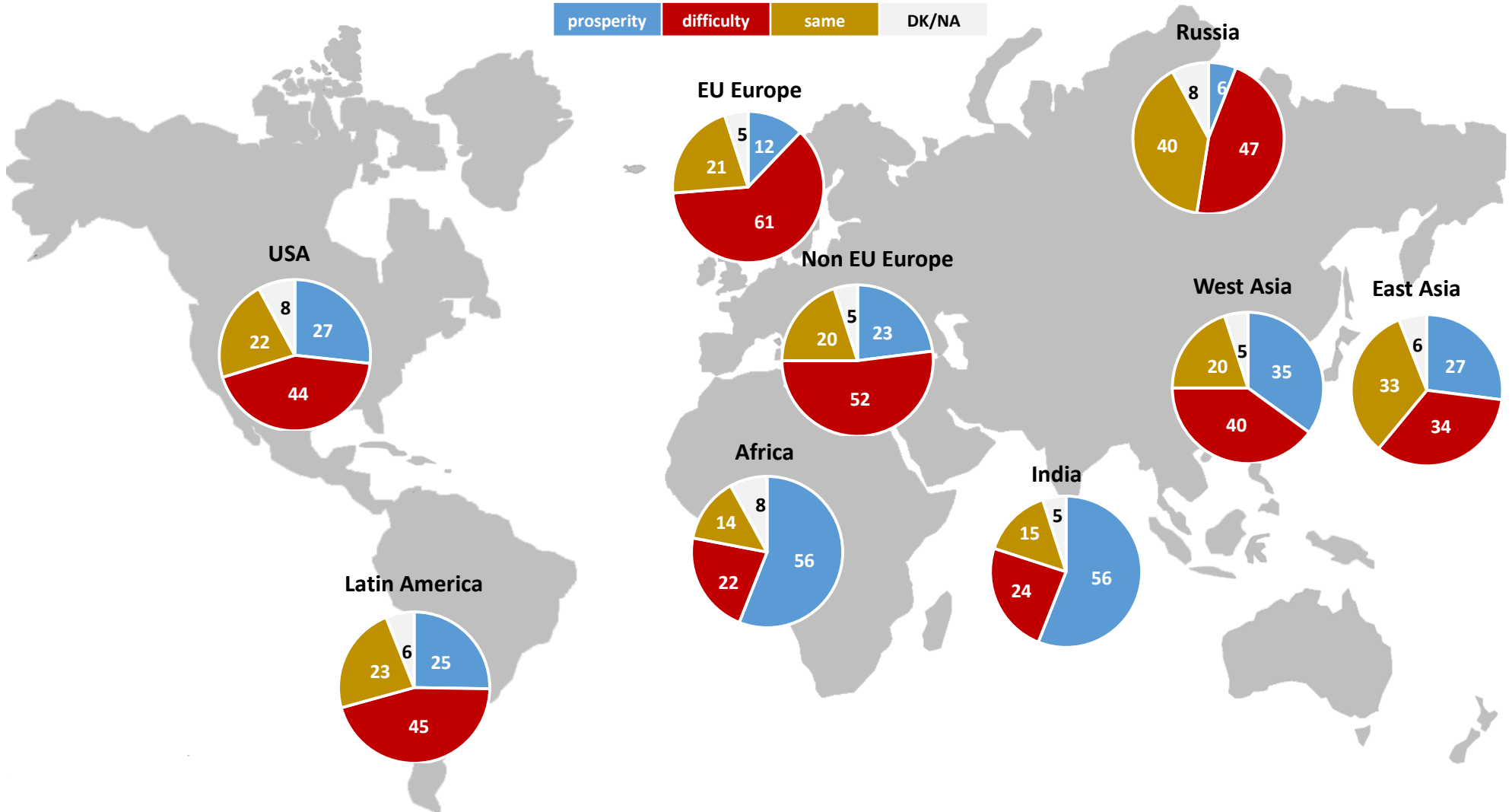
TOP 5 ANSWERING "ECONOMIC PROSPERITY"	TOP 5 ANSWERING "ECONOMIC DIFFICULTY"
NIGERIA: 72	UK: 71
AZERBAIJAN: 63	AUSTRIA: 70
VIETNAM: 59	ITALY: 67
KYRGYZSTAN: 58	BOSNIA & HERZEGOVINA: 66
INDIA: 56	BULGARIA: 64

Base: GIA End of Year Survey 2020, 41 countries, total sample n=38,709 respondents



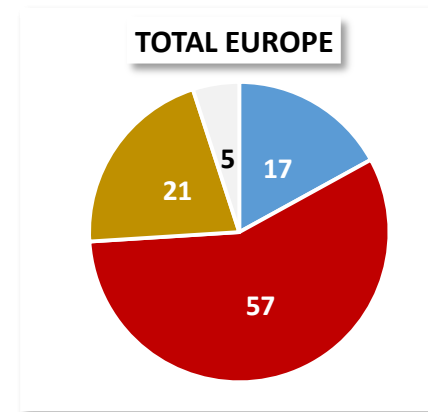
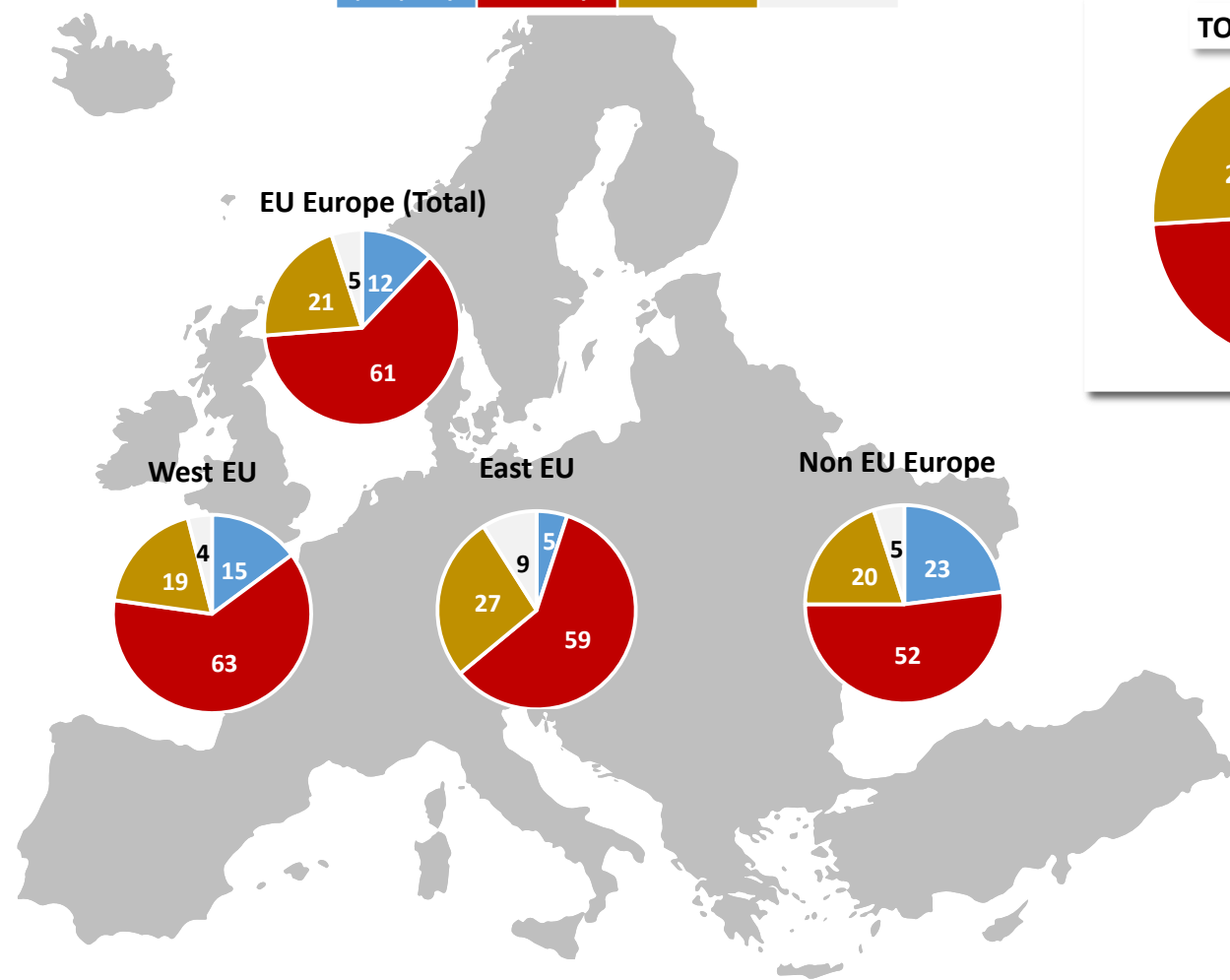
ECONOMIC SITUATION

Compared to this year, in your opinion, will next year be a year of economic prosperity, economic difficulty or remain the same for your country?



ECONOMIC SITUATION

Compared to this year, in your opinion, will next year be a year of economic prosperity, economic difficulty or remain the same for your country?



ECONOMIC SITUATION

Compared to this year, in your opinion, will next year be a year of economic prosperity, economic difficulty or remain the same for your country?

(Countries presented in alphabetical order)

Country	Prosperity	Difficulty	The same	DK/NA
GLOBAL AVERAGE	25%	46%	24%	6%
AFGHANISTAN	23%	54%	22%	2%
ARGENTINA	22%	58%	17%	4%
ARMENIA	25%	50%	14%	11%
AUSTRIA	18%	70%	9%	2%
AZERBAIJAN	63%	16%	16%	4%
BIH	9%	66%	20%	4%
BULGARIA	5%	64%	20%	11%
COLOMBIA	25%	31%	43%	1%
CZECH REPUBLIC	8%	52%	35%	5%
ECUADOR	40%	30%	25%	4%
FINLAND	10%	48%	37%	4%
GEORGIA	33%	45%	18%	4%
GERMANY	20%	63%	15%	3%
GHANA	41%	30%	18%	11%
HONG KONG	17%	63%	16%	4%
INDIA	56%	24%	15%	5%
INDONESIA	48%	14%	27%	11%
IRAQ	25%	44%	30%	1%
ITALY	8%	67%	21%	4%
JAPAN	16%	37%	27%	20%

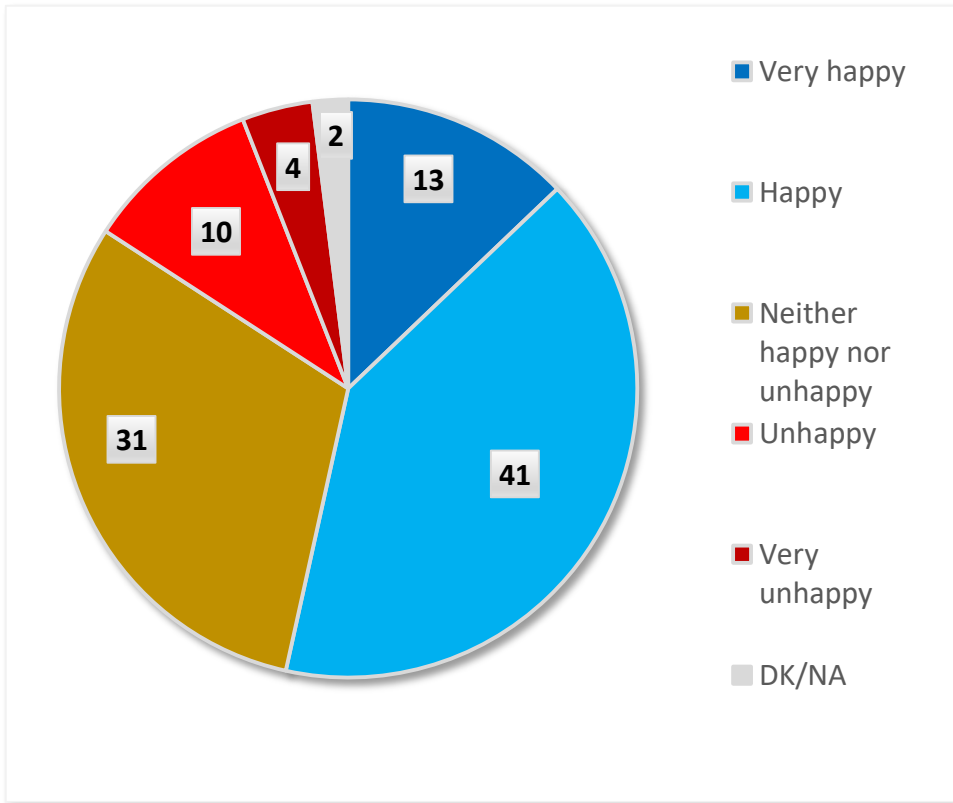
Country	Prosperity	Difficulty	The same	DK/NA
KAZAKHSTAN	25%	26%	40%	8%
KOSOVO	37%	37%	21%	5%
KYRGYZSTAN	58%	22%	15%	5%
NORTH MACEDONIA	28%	52%	18%	2%
MALAYSIA	24%	38%	38%	1%
MEXICO	17%	49%	22%	12%
NIGERIA	72%	14%	10%	5%
PAKISTAN	48%	30%	12%	10%
PERU	23%	48%	20%	9%
PHILIPPINES	40%	22%	33%	5%
POLAND	4%	62%	23%	11%
RUSSIA	6%	47%	40%	8%
SERBIA	15%	53%	31%	2%
REPUBLIC OF KOREA	10%	49%	39%	1%
SPAIN	26%	58%	14%	2%
SWITZERLAND	14%	62%	20%	5%
THAILAND	12%	38%	48%	2%
TURKEY	15%	58%	20%	7%
UK	9%	71%	12%	8%
USA	27%	44%	22%	8%
VIETNAM	59%	14%	27%	*

HAPPINESS INDEX

In general, do you personally feel very happy, happy, neither happy nor unhappy, unhappy or very unhappy about your life?

HAPPY: 54 / UNHAPPY: 14 / NEITHER HAPPY NOR UNHAPPY: 31

GLOBAL HAPPINESS INDEX 2020: +40



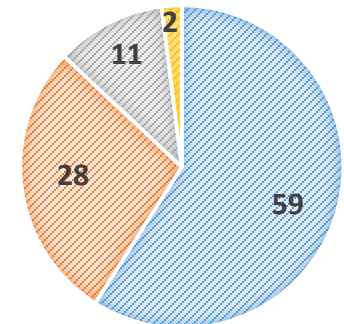
Base: GIA End of Year Survey 2020, 41 countries, total sample n=38,709 respondents

TOP 5 HAPPY (Index Happy vs. Unhappy)	TOP 5 UNHAPPY (Index Happy vs. Unhappy)
KYRGYZSTAN: +85	NORTH MACEDONIA: -3
KAZAKHSTAN: +78	GHANA: 0
COLOMBIA, ECUADOR: +77	HONG KONG: +7
AZERBAIJAN: +76	ARMENIA: +12
NIGERIA: +70	IRAQ: +17

GLOBAL HAPPINESS INDEX 2019: +48

HAPPY: 59 / UNHAPPY: 11 / NEITHER: 28

Happy Neither Unhappy DK/NA

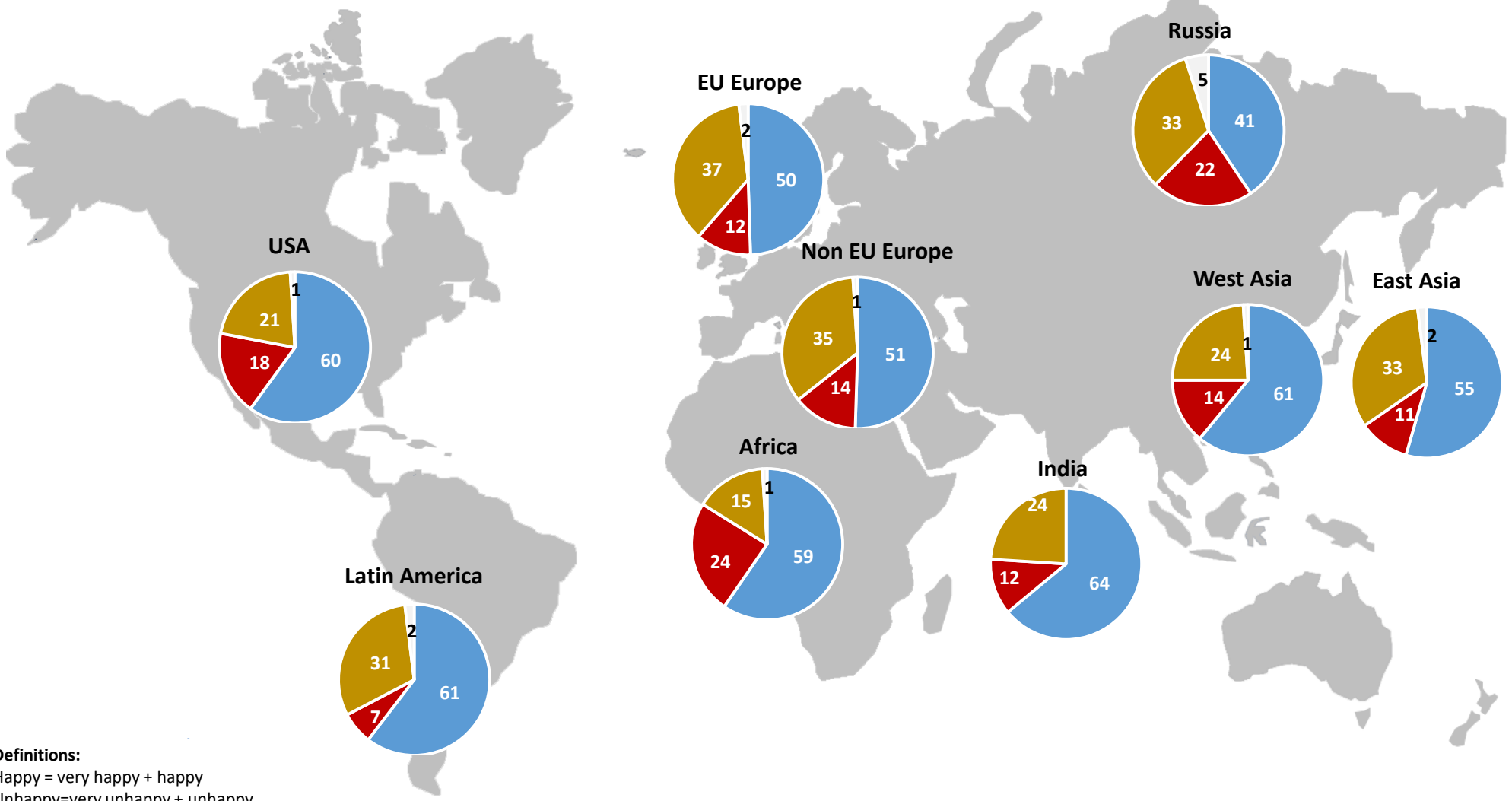


Base: GIA End of Year Survey 2019, 50 countries, total sample n=50,261 respondents



HAPPINESS INDEX

In general, do you personally feel very happy, happy, neither happy nor unhappy, unhappy or very unhappy about your life?

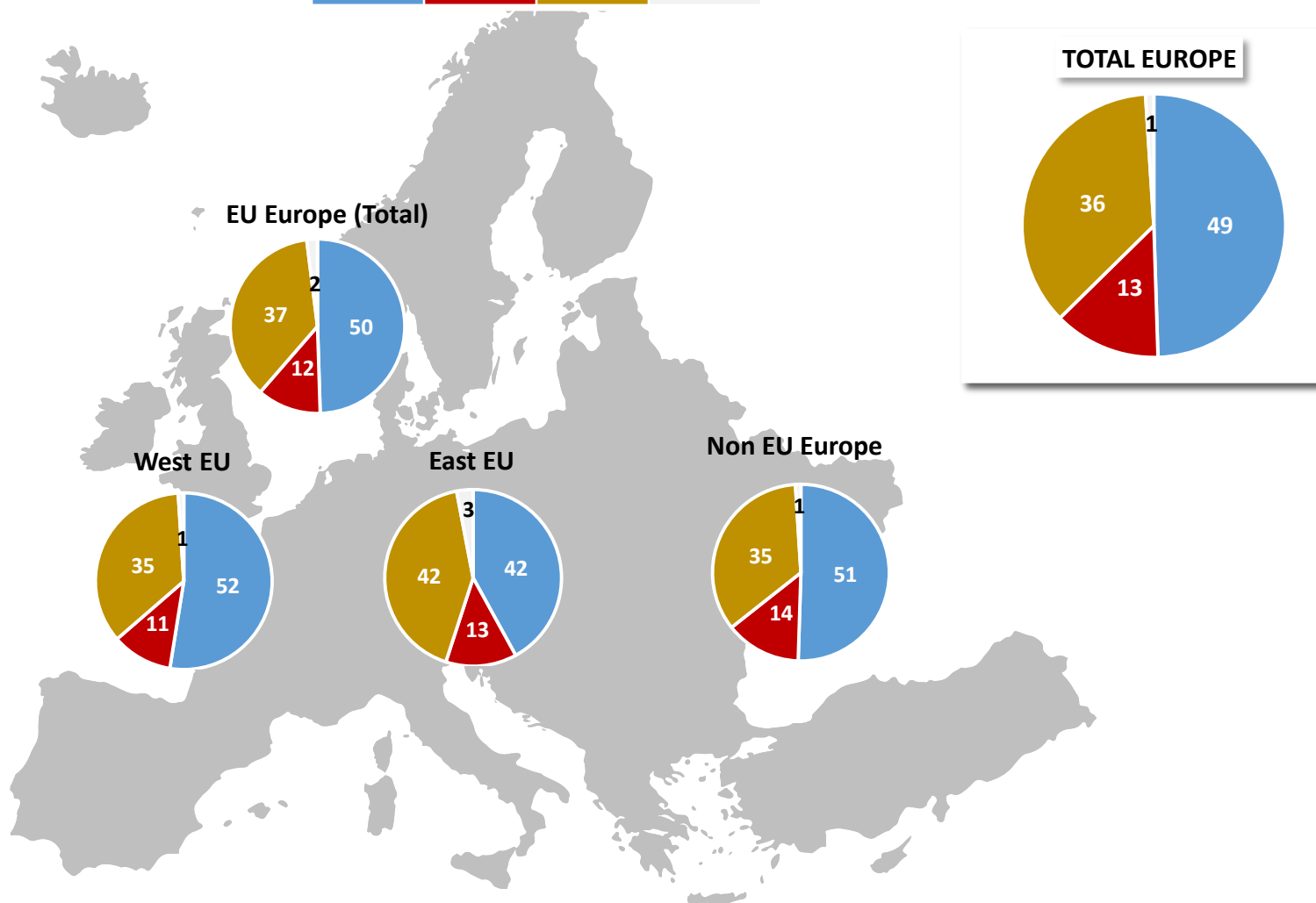


Definitions:
Happy = very happy + happy
Unhappy = very unhappy + unhappy



HOPE INDEX

As far as you are concerned, do you think that 2021 will be better, worse or the same as 2020?



Definitions:

Happy = very happy + happy

Unhappy=very unhappy + unhappy



HAPPINESS INDEX

In general, do you personally feel very happy, happy, neither happy nor unhappy, unhappy or very unhappy about your life?
(Countries presented in alphabetical order)

Country	Very happy	Happy	Neither happy nor unhappy	Unhappy	Very Unhappy	DK/NA	HAPPINESS INDEX
GLOBAL AVERAGE	13%	41%	31%	10%	4%	2%	+40
AFGHANISTAN	14%	34%	36%	12%	4%	*	+32
ARGENTINA	13%	41%	34%	9%	2%	2%	+43
ARMENIA	6%	29%	40%	15%	8%	3%	+12
AUSTRIA	9%	46%	33%	9%	2%	1%	+44
AZERBAIJAN	35%	45%	15%	3%	1%	1%	+76
BOSNIA & HERZEGOVINA	13%	40%	37%	7%	2%	1%	+44
BULGARIA	3%	38%	46%	9%	1%	3%	+31
COLOMBIA	17%	63%	15%	3%		2%	+77
CZECH REPUBLIC	5%	31%	48%	12%	2%	2%	+22
ECUADOR	26%	54%	18%	3%		*	+77
FINLAND	7%	49%	34%	8%	2%	*	+46
GEORGIA	10%	39%	41%	7%	3%	*	+39
GERMANY	9%	43%	35%	10%	3%	1%	+39
GHANA	18%	20%	21%	25%	13%	2%	0
HONG KONG	6%	29%	35%	20%	8%	1%	+7
INDIA	23%	41%	24%	10%	2%	*	+52
INDONESIA	20%	44%	30%	4%		1%	+60
IRAQ	11%	37%	22%	19%	12%	*	+17
ITALY	4%	36%	51%	6%	1%	2%	+33
JAPAN	15%	47%	28%	2%	1%	8%	+59

HAPPINESS INDEX (contd.)

In general, do you personally feel very happy, happy, neither happy nor unhappy, unhappy or very unhappy about your life?
(Countries presented in alphabetical order)

Country	Very happy	Happy	Neither happy nor unhappy	Unhappy	Very Unhappy	DK/NA	HAPPINESS INDEX
KAZAKHSTAN	15%	63%	19%			2%	+78
KOSOVO	16%	47%	21%	10%	4%	1%	+49
KYRGYZSTAN	45%	40%	15%			*	+85
NORTH MACEDONIA	5%	24%	38%	21%	11%	1%	-3
MALAYSIA	8%	46%	25%	17%	4%	*	+33
MEXICO	12%	33%	36%	8%	7%	5%	+30
NIGERIA	40%	40%	9%	7%	3%	*	+70
PAKISTAN	42%	23%	8%	7%	18%	1%	+40
PERU	13%	40%	41%	3%	1%	1%	+49
PHILIPPINES	8%	50%	26%	13%	3%	*	+42
POLAND	8%	43%	33%	10%	2%	5%	+39
RUSSIA	7%	34%	33%	16%	6%	5%	+19
SERBIA	7%	44%	39%	7%	1%	1%	+43
REPUBLIC OF KOREA	3%	46%	44%	6%		1%	+43
SPAIN	11%	54%	26%	7%	2%	*	+56
SWITZERLAND	12%	47%	32%	5%	1%	2%	+53
THAILAND	5%	41%	39%	14%	1%	*	+31
TURKEY	7%	39%	31%	15%	6%	1%	+25
UK	5%	42%	33%	14%	6%	1%	+27
USA	15%	45%	21%	13%	5%	1%	+42
VIETNAM	14%	46%	38%	1%		*	+59

End of Year Survey 2020 Participants

(GIA Members and Partners presented in alphabetical order)

Country	Vendor Company	Sample size	Method	Fieldwork	Universe
AFGHANISTAN	ACSOR-Surveys	1724	F2F	14-28.11.2020	National,18+
ARGENTINA	Voices! Research & Consultancy	1010	CAWI	05-16.11.2020	National,18+
ARMENIA	MPG LLC	1002	CATI	25.11-02.12.2020	National,18+
AUSTRIA	Österreichisches Gallup Institut	1000	CAWI	25-30.11.2020	National,14+
AZERBAIJAN	SIAR Research and Consulting Group	500	Telephone	21.11-07.12.2020	National,18-64
BOSNIA & HERZEGOVINA	Mareco Index Bosnia	1000	Online/CATI	30.11-11.12.2020	National,18+
BULGARIA	Gallup International	808	F2F	29.10-06.11.2020	National,18+
COLOMBIA	Centro Nacional de Consultoría	500	CATI	16-20.11.2020	Urban,18+
CZECH REPUBLIC	MARECO Ltd. Praha	1000	F2F	27.11-11.12.2020	National,18+
ECUADOR	CEDATOS	700	CATI	15-29.11.2020	Big Cities ,16+
FINLAND	Taloustutkimus Oy	1193	Online panel	04-07.12.2020	National,18+
GEORGIA	GORBI	1008	*	November 2020	*
GERMANY	GIA	1000	Online	03-09.12.2020	National,16+
GHANA	Positive Insights	1000	CATI	02-16.12.2020	National,18+
HONG KONG	CSG	509	Online	18-23.11.2020	National,18+
INDIA	GIA	1007	CATI	25.11-07.12.2020	National,18+
INDONESIA	Deka	1000	Online	14-25.11.2020	Big cities,15-70
IRAQ	IIACSS	1014	F2F	07.10-27.11.2020	Urban,18-92
ITALY	DOXA	1018	F2F	16-30.10.2020	National,15+
JAPAN	NRC	1151	F2F	30.10-11.11.2020	National,18-79
KAZAKHSTAN	BISAM - CENTRAL ASIA	500	Telephone	27.11-07.12.2020	National,16+
KOSOVO	Be Research LLC	1189	Telephone	December 2020	National,18+

End of Year Survey 2020 Participants (contd.)
(GIA Members and Partners presented in alphabetical order)

Country	Vendor Company	Sample size	Method	Fieldwork	Universe
KYRGYZSTAN	M-VECTOR	441	CATI	06-13.11.2020	National,18+
NORTH MACEDONIA	BRIMA	504	CATI	01-09.12.2020	National,18+
MALAYSIA	Central Force	1003	CATI	29.10-16.11.2020	Nationa ,18+
MEXICO	BRAIN	500	Online	13-23.11.2020	Big Cities,18-64
NIGERIA	Market Trends International	1000	F2F	16-30.11.2020	National,18+
PAKISTAN	Gallup Pakistan	1030	CATI	09.10-02.11.2020	National,18+
PERU	DATUM Internacional	1210	Online/F2F	02-05.11.2020	National,18-70
PHILIPPINES	PSRC	1000	CATI/CAWI	17.11-01.12.2020	National,18-65
POLAND	MARECO POLSKA	1006	F2F	01-18.10.2020	National,18+
RUSSIA	Romir	1500	F2F	12-18.11.2020	National,18+
SERBIA	TNS Medium Gallup	1008	F2F	09.10.-04.11.2020	National,18+
REPUBLIC OF KOREA	Gallup Korea	1500	F2F	07-29.11.2020	National,19+
SPAIN	SIGMA DOS	920	CATI	31.10-11.11.2020	National,18+
SWITZERLAND	Gallup AG	1000	Online	09-15.12.2020	National,16+
THAILAND	Infosearch co.ltd	600	F2F	26.10-20.11.2020	National,18+
TURKEY	Barem	681	CATI	17-30.11.2020	National,18+
UK	ORB International	1000	Online	11-15.12.2020	National,18+
USA	Survey Monkey	1373	Online panel	04.12.2020	National,18+
VIETNAM	Indochina Research	600	F2F	November 2020	Big Cities, 18-64